

1st



Emergency Closure Family Resources-Elementary

Dear Families,

Enclosed are optional activities your student may use to continue their learning during the school closure. These activities are not meant to replace instruction that typically takes place in a classroom, nor is it intended to substitute for in-person learning. These are meant to be a support for families in keeping children engaged and practicing skills previously learned in Renton schools. Activities will not be collected nor graded.

Resources Provided	Learning Activities for Students
Math Packets About one month's worth. Mostly review materials.	There are grade level specific math practice sheets that students can work on independently by grade level. Complete at your own pace. Students should do no more than a page a day.
Student resources to support reading Fiction text Nonfiction text	K-5th practice reading daily K-2nd practice sight words 2nd-5th answer comprehension questions at the end of the text

Sincerely,

Dr. Shannon Harvey
Deputy Superintendent
Renton School District

Ways to practice sight words at home

- Paper Plate Toss: Write sight words on paper plates. Use like Frisbees to throw after reading the word.
- Concentration: Make a duplicate set of word cards and play "Concentration"
- Go Fish: With a duplicate set of word cards play "Go Fish"
- Tic -Tac-Toe: Write words in the tic-tac-toe spaces. Take turns selecting a space to read. If read correctly, an X or O is placed on the space until someone wins.
- Word-O: This is played just like BINGO. Fill in a card with the words that you are working on. Call out the words and mark the spaces. The first one with a card covered calls out the word "WORDO"!
- Word Hunt: Look for target words in books or in the newspaper. If using the newspaper your child can highlight or circle the word ring words that he/she finds
- SNAP: You put the sight words you want them to practice on flash cards and put the flash cards into a jar (maybe like an oatmeal jar). Also, you write the word SNAP! on a few flash cards and put them in the jar also. The kids can play in partners or in groups of 3 or 4. They take turns pulling a card out of the jar. If they can say the word on the card automatically with no struggle, they get to keep the card. If they struggle, they have to put it back. If they pull out one of the cards that says SNAP! They have to put back all of the cards they've drawn.
- Play coin toss – Put words on the floor – children take turns to toss a coin onto a word and say that word.

High Frequency Word List for 1st Grade

Set 11

where
very
could
were
over

Set 12

ride
don't
said
that
one

Set 13

five
their
what
but
here

Set 14

going
our
three
want
able

Set 15

bad
give
today
week
something

Set 16

bus
year
can't
tell
across

Set 17

world
take
hide
almost
anything

Set 18

home
down
become
end
behind

Set 19

why
books
good
help
city

Set 20

write
room
under
know
use

Set 21

place
sleep
much
new
paper


Set 22

rain
door
sky
both
time

Tools for Understanding our Books


© 2015 by Heinemann and Lucy Calvert et al., Units of Study for Teaching Reading, Grade 1 Unit 3, Reading How to Do It. "Tools for Understanding Our Books" 41

Check that you're getting it!



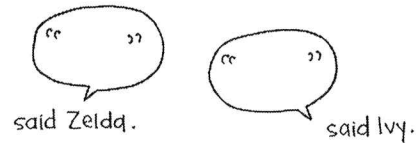
© 2015 by Heinemann and Lucy Calvert et al., Units of Study for Teaching Reading, Grade 1 Unit 3, Reading How to Do It. "Tools for Understanding Our Books" 42

Make a movie to picture what's happening.



© 2015 by Heinemann and Lucy Calvert et al., Units of Study for Teaching Reading, Grade 1 Unit 3, Reading How to Do It. "Tools for Understanding Our Books" 43

Keep track of who's talking.



© 2015 by Heinemann and Lucy Calvert et al., Units of Study for Teaching Reading, Grade 1 Unit 3, Reading How to Do It. "Tools for Understanding Our Books" 44

Say the word the best you can.

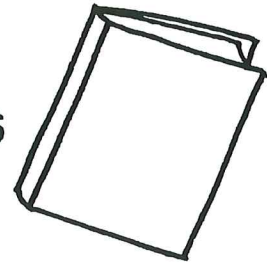


Think about what it means.




© 2015 by Heinemann and Lucy Calvert et al., Units of Study for Teaching Reading, Grade 1 Unit 3, Reading How to Do It. "Tools for Understanding Our Books" 45

Readers TALK about Books



I notice...



I think...



I wonder...



What do you think?



Why do you think that?

